



## Protel Mass Flex ANI Test Program Instructions – DA/DD Firmware Calling a Group of Payphones for Mass Group Response

**PLEASE READ ALL INSTRUCTIONS BEFORE ATTEMPTING THIS PROGRAM.**

**NOTE:** The Mass Flex ANI Test Program requires the use of a timed call home feature. If you have payphone locations that cannot be dialed directly, (behind a PBX, auto dialer, etc.), and they require the ability to call back at a predetermined time of day, **DO NOT** use this program on those payphones. If you make the following changes to those payphones, they will discontinue calling home and you will be required to reset each payphone from the payphone's location to allow it to start calling back again. If you have further questions or need more explanation, please contact our office at 1-877-211-9901.

**NOTE:** Once you have downloaded the changes below, you **MUST NOT** communicate with the phone until you know the payphone has called our Mass Flex ANI access number. From the time you download the payphone, the internal clock on each payphone **must pass midnight** before it will begin the countdown clock to call out to our Mass Flex ANI access number.

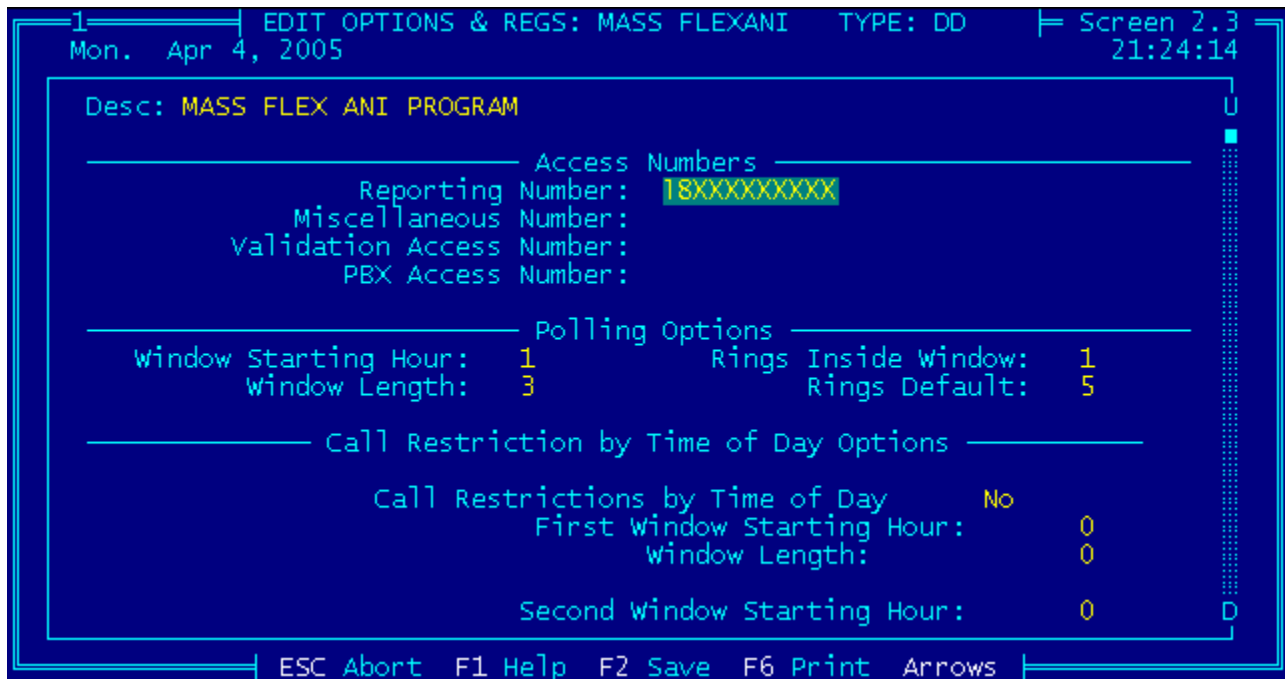
### **Programming Instructions:**

1. Create a new Option & Register file to use with the Mass Flex ANI Test Program.
  2. Edit the Site Record of the phone(s) to be tested.
  3. Download the payphones to **activate** the Mass Flex ANI Test Program.
  4. Wait for test to occur.
  5. Change the Site Record back to original to **deactivate** the Mass Flex ANI Test Program.
  6. Download payphones to **deactivate** the Mass Flex ANI Test Program.
- .....

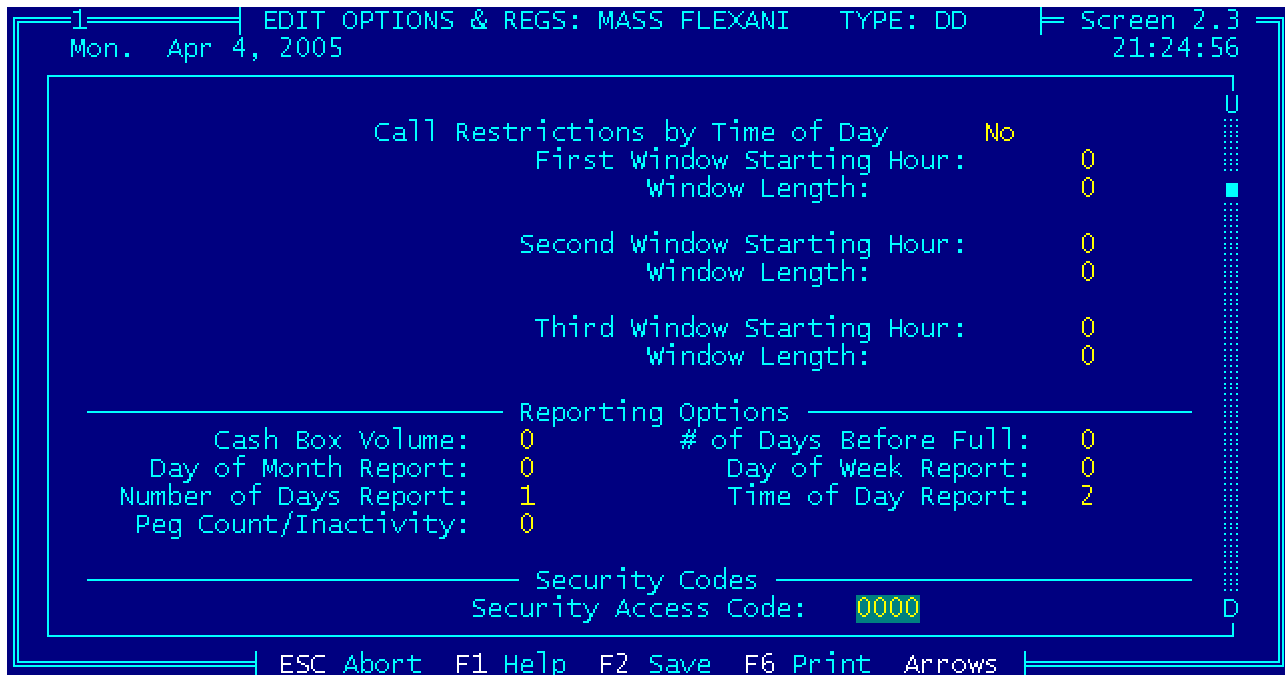
#### **1. Clone a new Option & Register File to Activate.**

- 1a. From the Main Menu, select, '[3.] Edit Options & Registers'.
- 1b. From the OPT & REGS list, **highlight** the **record** you will clone and press **F4**.
- 1c. Name the new record, '**MASS FLEXANI**', set the type for either DA or DD, then **save**.
- 1d. In '**Desc**', type '**Mass Flex ANI Program**'.

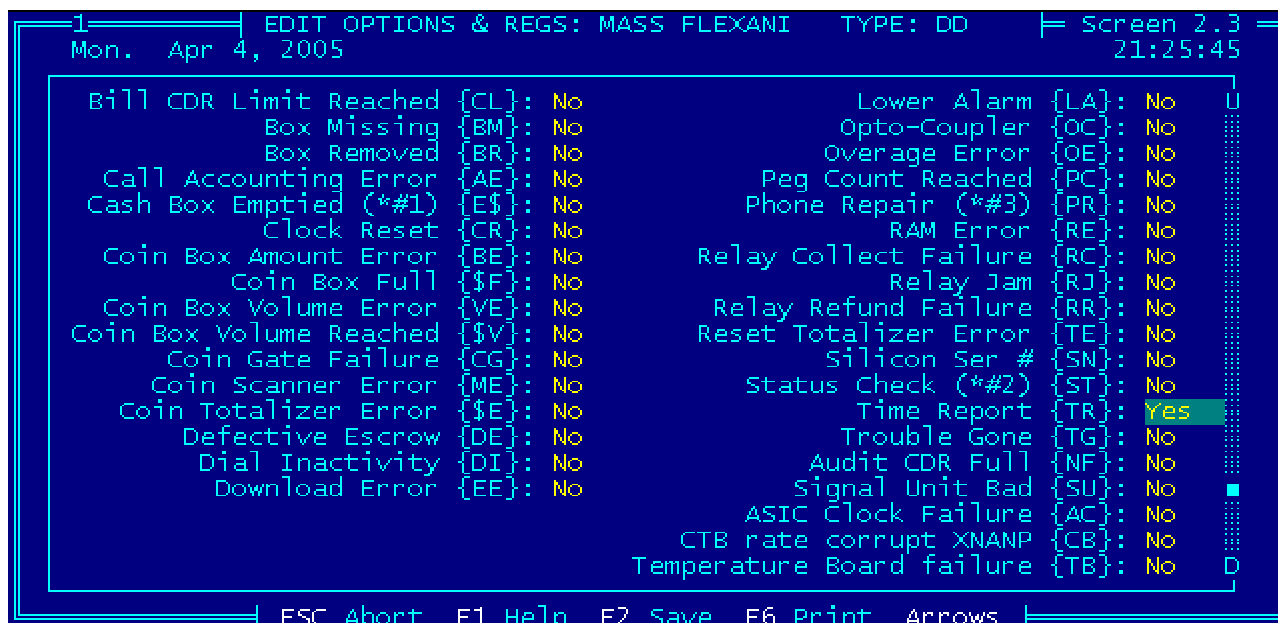
- 1e. In 'Access Numbers' section, change the reporting number to: **18XXXXXXXXX**.  
*(replace with the Mass AutoFlexANI test toll free number we provided)*



- 1f. In 'Reporting Options' section, change the following:
1. Number of Days Report: **1**
  2. Time of Day Report: **your choice** (a two-digit number in 24-hour format for the hour you want the payphone to call us).



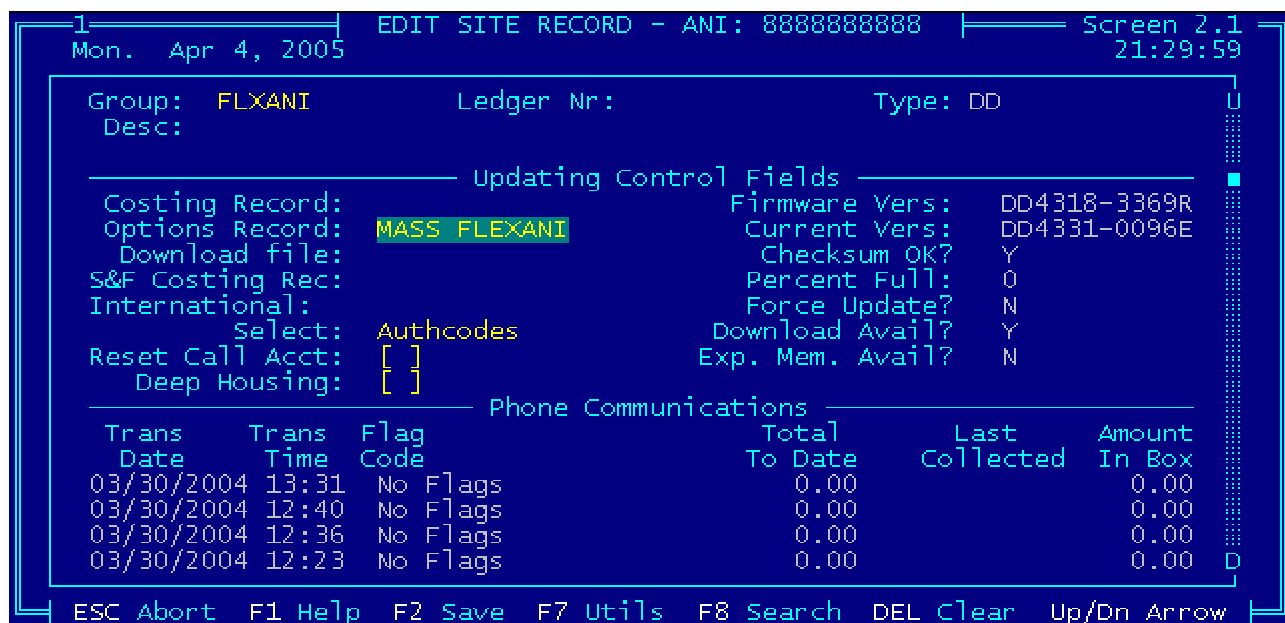
- 1g. In 'Programmable Reporting Flags' section, change the 'Time Report' flag to: **YES**.



- 1h. **Save** all changes and **return** to the Main Menu.

**2. Edit the Site Record.**

- 2a. From the Main Menu, select, '[1.] Edit Site Record'.  
 2b. **Choose** the phone site to be edited and press enter.  
 2c. **Change Group** to: **FLXANI**. (**Do not** activate this group name in your Auto Poll list.)  
 2d. **Change the Options Record**, (you created in step 1), to **MASS FLEXANI**.



- 2e. **Edit** all other payphones participating in the Mass Flex ANI Test Program.  
 2f. **Save** all changes.

**3. Download Saved Changes to Payphone(s) to Activate the Mass Flex ANI Test.**

**4. Wait for Test to Occur.**

Once the payphone(s) has/have been downloaded, be sure **not** to contact it with auto or manual polling. Also, the Protel software requires that the payphone pass midnight before the 1-day setting will be active from the Options & Registers File. Based on the time of day and the last two digits of the payphone ANI, the payphone will call our Mass Flex ANI test number sometime during the hour you designated. You will receive an email confirmation of the test results.

**5. Make Changes to the Site Record to Deactivate the Mass Flex ANI Test.**

- 5a. From Main Menu, select, '[1.] Edit Site Record'.
- 5b. **Choose** the phone site(s) to be re-edited and press enter.
- 5c. **Change** Group back to its original name.
- 5d. **Change** the Options Record back to its original name.
- 5e. **Save** all changes.

**6. Download Saved Changes to the Payphone(s) to Deactivate the Program.**

.....

You will need to make changes to the Site Record each time you wish to use our program. You will also be required to download the changes each time you wish to activate and download again to deactivate the program.

You have completed the steps to produce a test from your payphone(s) to the Mass Flex ANI Test Program. You will receive an email confirmation of your test call results within 24 hours. If you have any questions, or need further assistance, please contact our office at: 1-877-211-9901. Thank you for your interest in our program.